

KAROL 2

A straight modification of the Karol sofa, offering even more variations of modern comfort.



The Karol design is both minimalistic and formal, with its seat, back, and armrests offering exceptional softness. As a result, additional cushions are simply a stylistic complement to this inherent comfort.





This sofa effortlessly transforms into a bed, with the mechanism remaining invisible when folded.



Transformation mechanism

Solid frame and slats provide reliable load distribution and two layers of polyurethane foam – one with elastic properties and low residual deformation and the other highly elastic – give anatomic properties to the mattress.



Ultra soft polyurethane foam



Elastic properties - beech slats



High-resilience polyurethane foam HR



Proprietary metal frame with ultra thin and sturdy technology



Polyurethane foam with resilient properties and low residual deformation



Hidden «Stepping» transformation mechanism intended for daily sleep



KAROL 2

Configuration of the Karol 2 sofa, changes in overall dimensions:


PLM-1MrL-1MrL-PPM



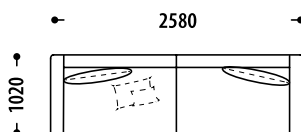
- 1MrL** extended «Long 1Mr» module, single-seater section, with a transformation mechanism for daily sleep (Seat width 1090mm)
- 1Mr** module, single-seater section, with a transformation mechanism for daily sleep (Seat width 790mm)
- PLM / PPM** left / right soft armrest
- L +/-** increase/decrease sleeping area/seat in millimeters (mm)

| | | | | |
|--|------|---------|---------|---------|
| Length of seat / sleeping area (L +/-) | 1MrL | L+100mm | L+200mm | L+300mm |
| | | L-100mm | - | - |
| Length of seat / sleeping area (L +/-) | 1Mr | L+50mm | L+100mm | - |
| | | L-50mm | L-100mm | - |

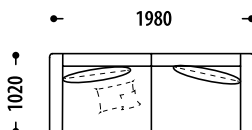
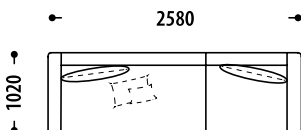
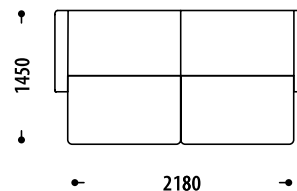
PLM-1MrL-MrL-PPM



PLM-1MrL L+300mm-1Mr-PPM



PLM-1Mr-1Mr-PPM



ROSHE

Download the digital
version of the catalog

