

# THOMSON

The Thomson sofa's design values simplicity, comfort, and rest, making it a reliable option.

The Thomson is easy to fit into any ready or planned interior. Its rectangular seat lines, wide armrests and three comfortable back cushions harmonize with other interior items.





## Resizable comfort and style have made the Thomson a favorite on holiday.



Transformation  
mechanism

The Thomson sofa has a stepping mechanism to quickly and conveniently transform the seat. It makes the daily unfolding easy for you and safe for your floor. The stepping mechanism allows for a slight raise of the seat as it starts to move forward, gently resting on the floor. A five-turn spring

block and a polyurethane foam mattress provide an orthopedic effect and ensures the correct position of the body during sleep.



# THOMSON

Configuration of the Thomson sofa,  
changes in overall dimensions:

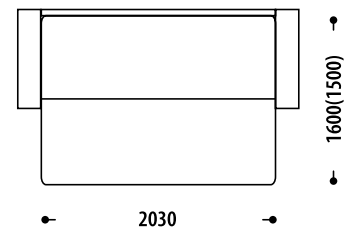
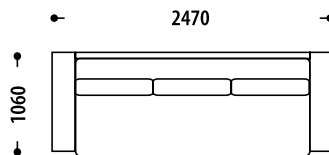
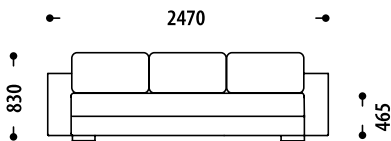
**PLM,3M,PPM**



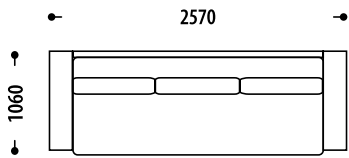
**3M** section triple, with the mechanism of transformation to a sofa  
**PLM / PPM** right / left armrest - soft,  
**L +/-** increase/decrease sleeping area/seat in millimeters (mm)

Length of seat / sleeping area (L +/-)	3M	L+100mm	L+200mm	L+300mm	-
		L-100mm	L-200mm	L-300mm	-
Thomson armrests (L +/-)	PLM / PPM	-50mm	-70mm	-100mm	-120mm

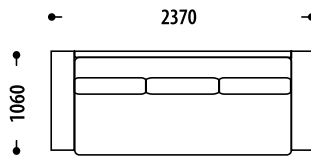
## PLM,3M,PPM



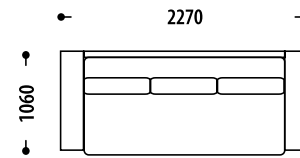
PLM, 3M L+100mm, PPM



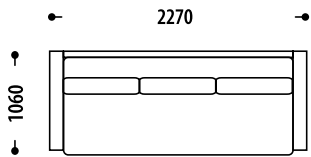
PLM, 3M L-100mm, PPM



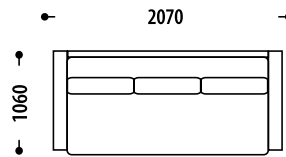
PLM, 3M L-200mm, PPM



PLM -100mm, 3M, PPM -100mm



PLM -100mm, 3M L-200mm, PPM -100mm



**ROSHE**

Download the digital  
version of the catalog

