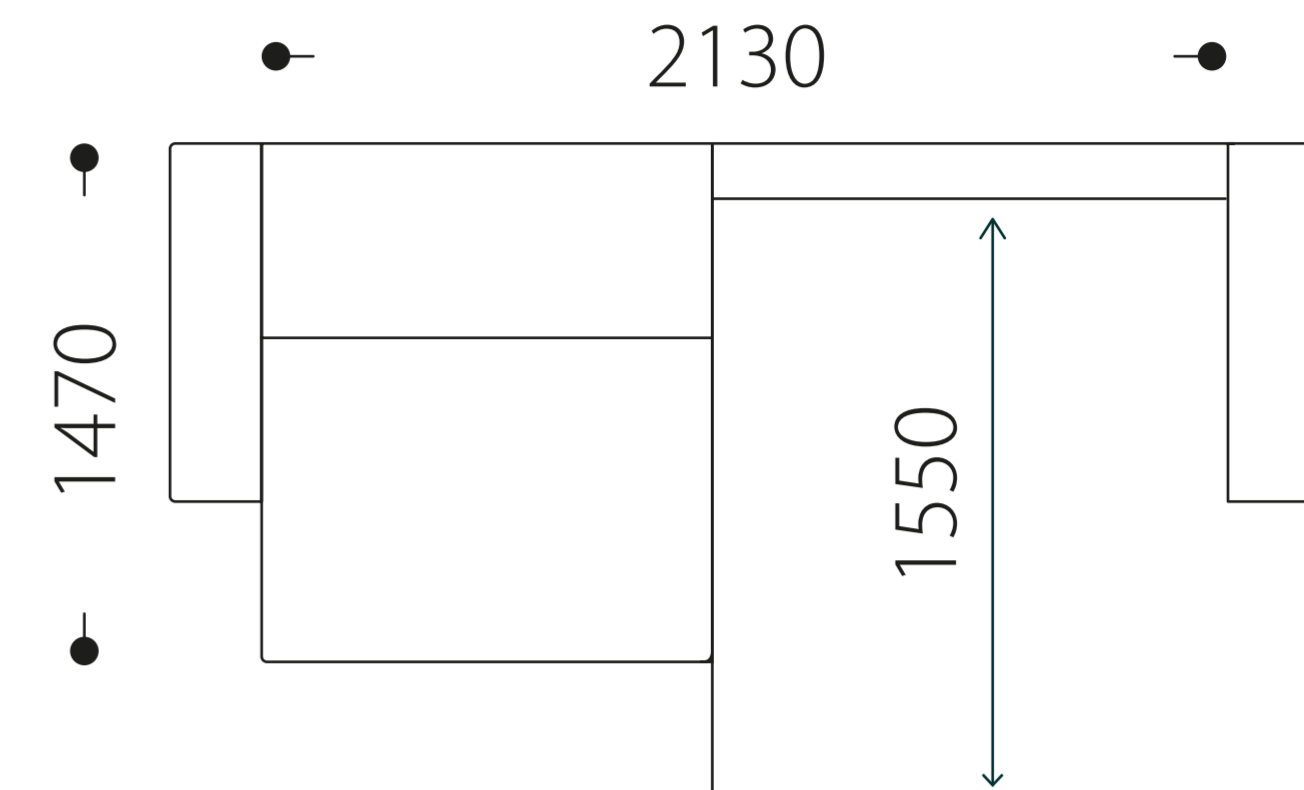

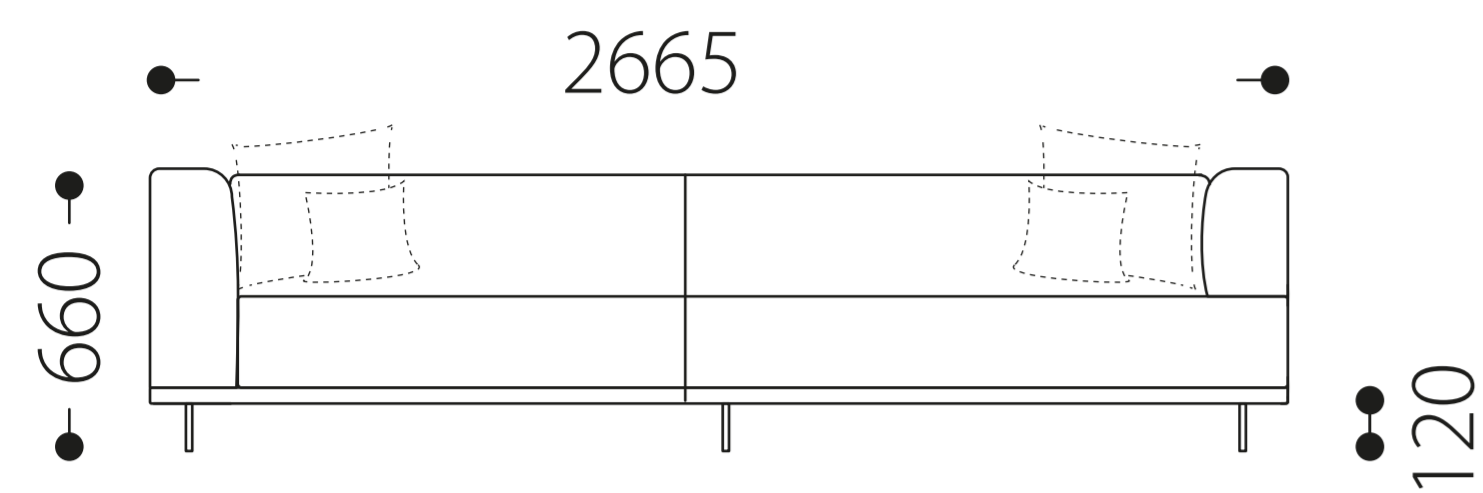
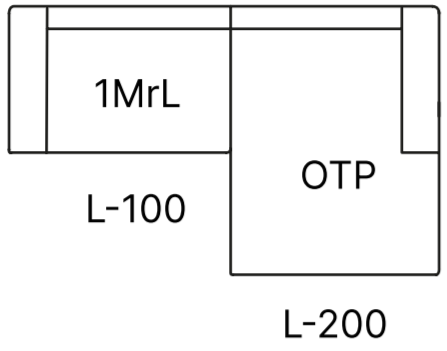
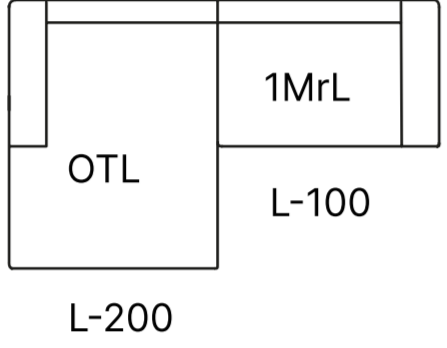
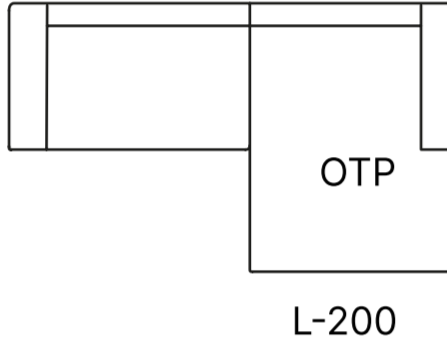
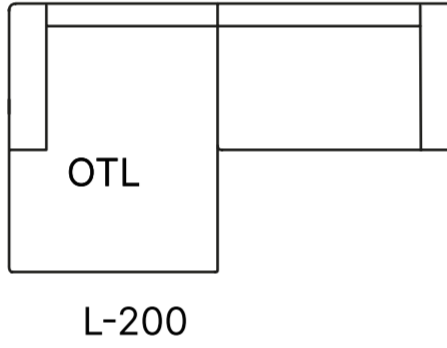
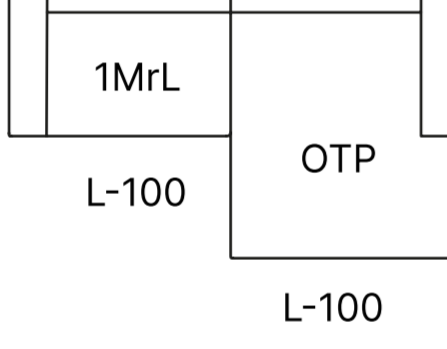
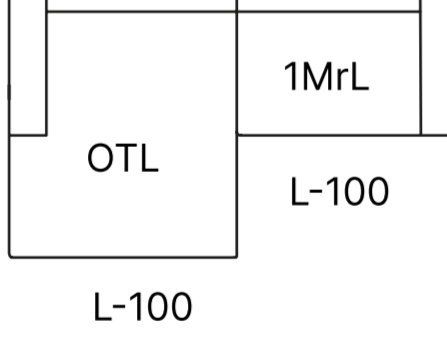
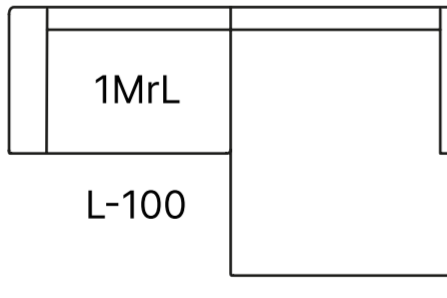
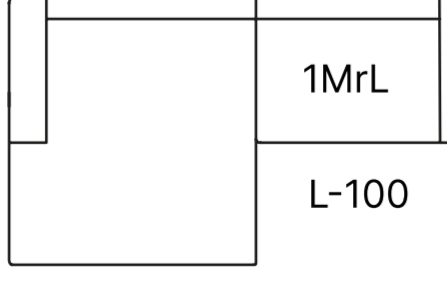
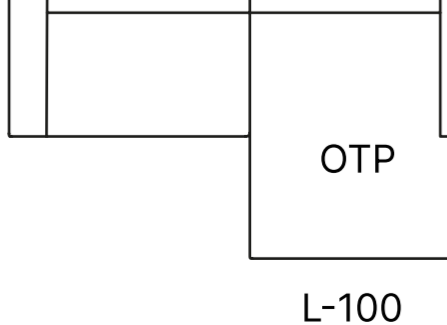


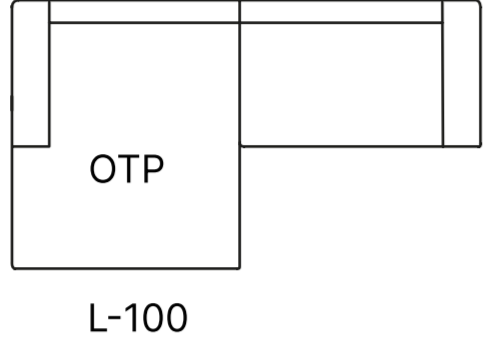
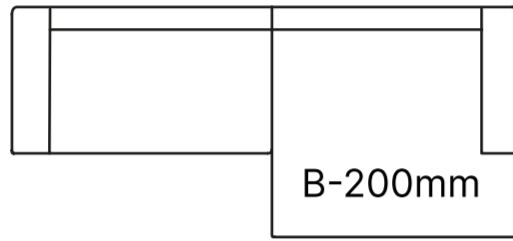
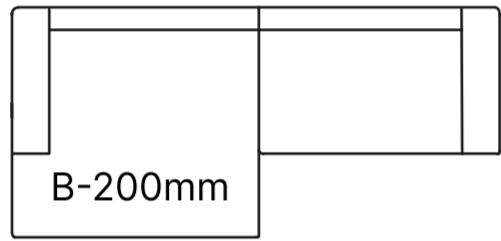
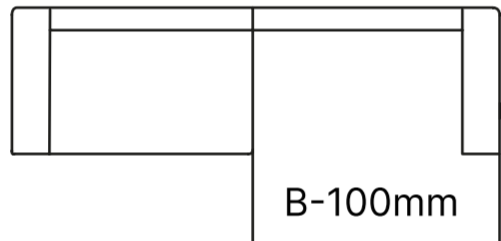
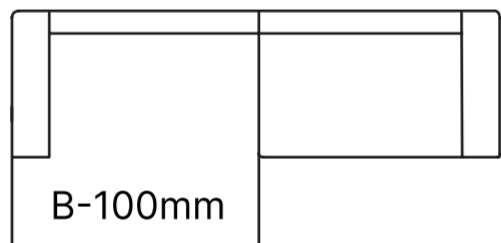
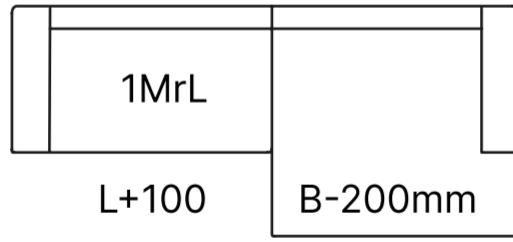
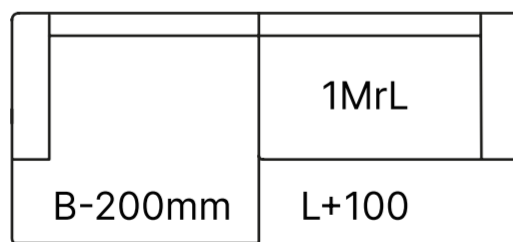
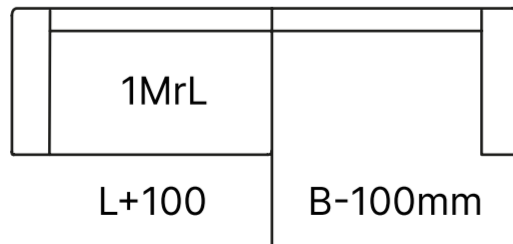
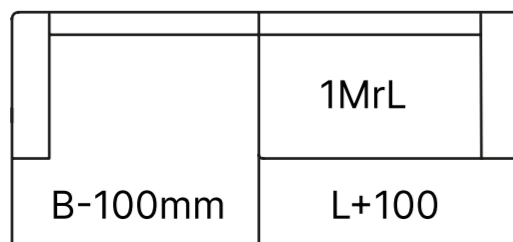
EZARI CORNER

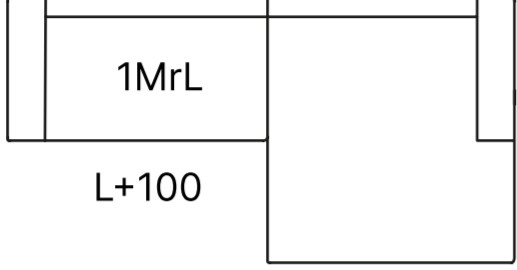
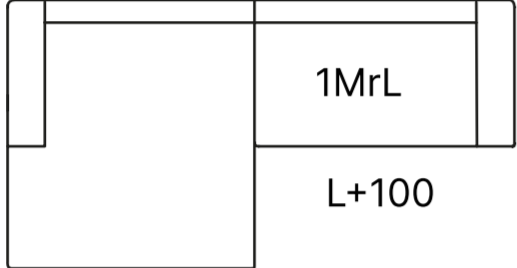
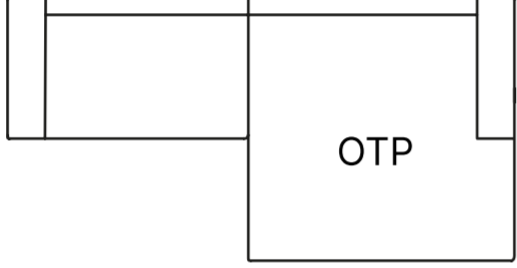
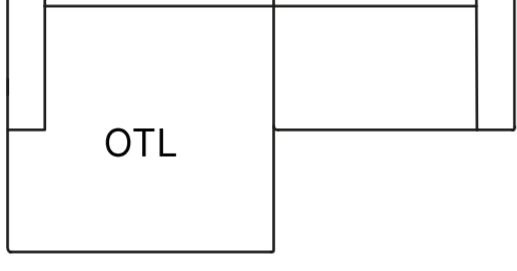

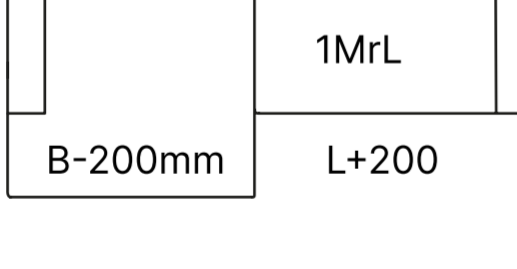
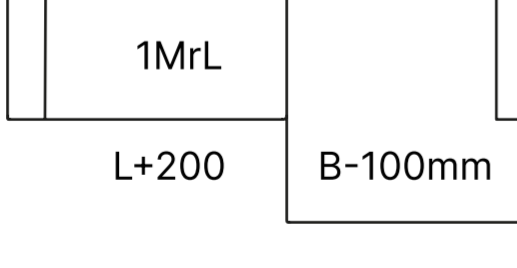
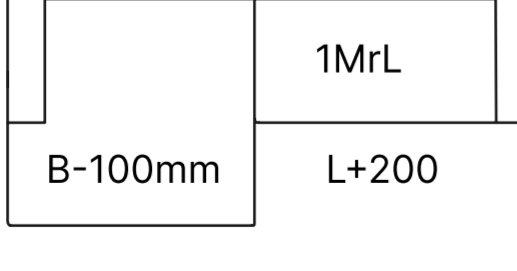
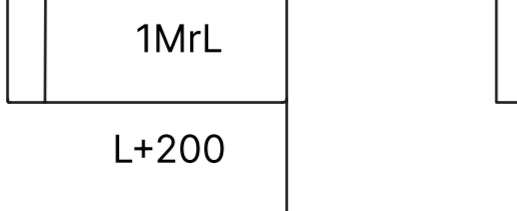
Ezari sofa BP stp.

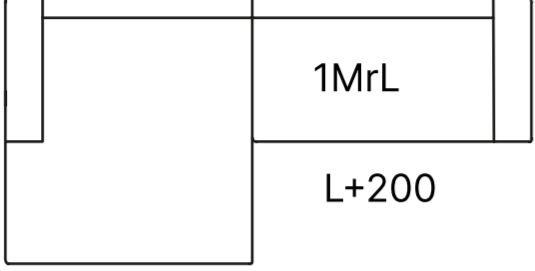
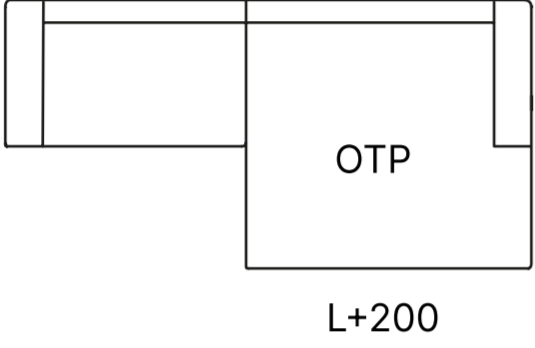
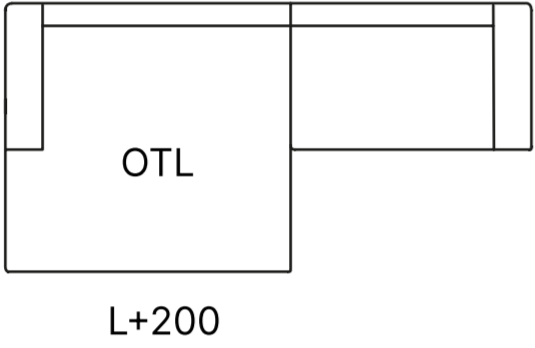
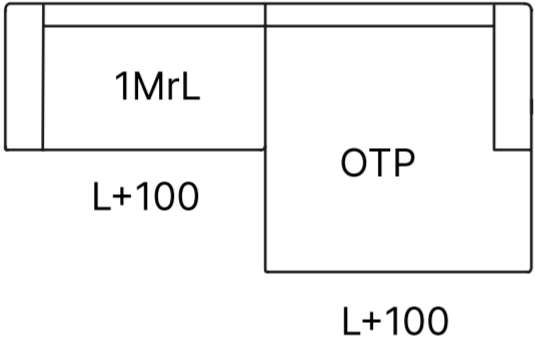
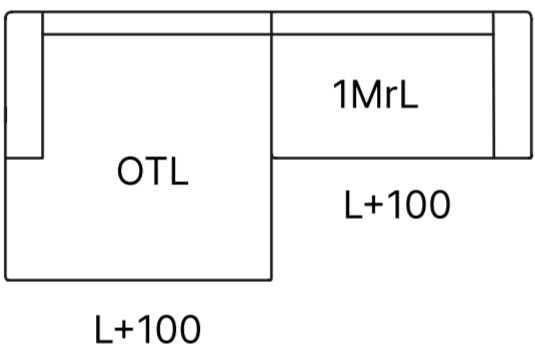
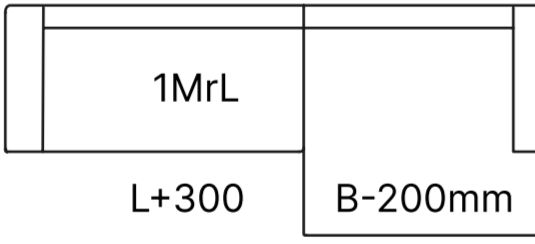
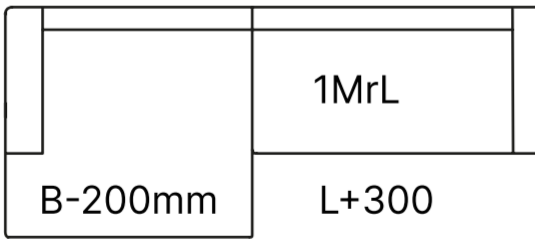
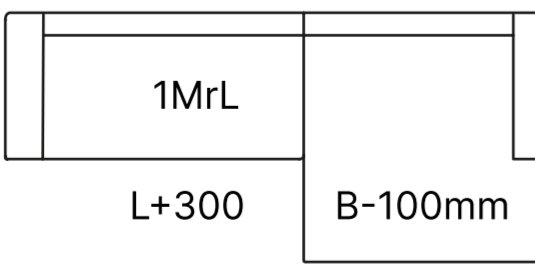



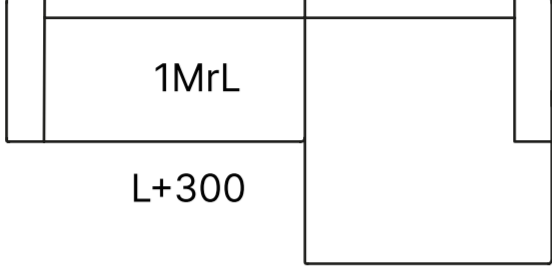

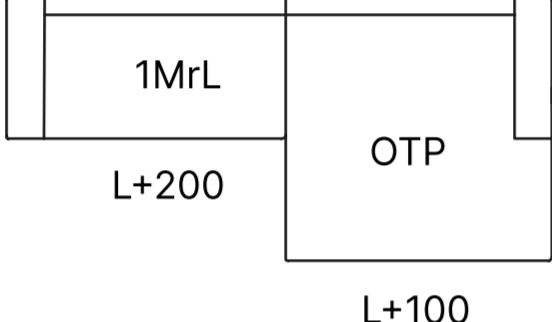
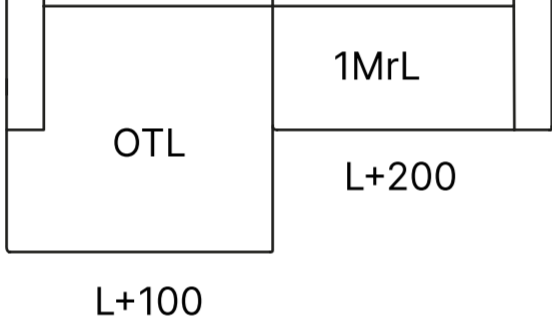
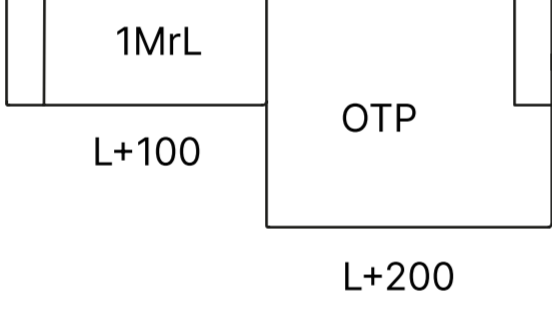
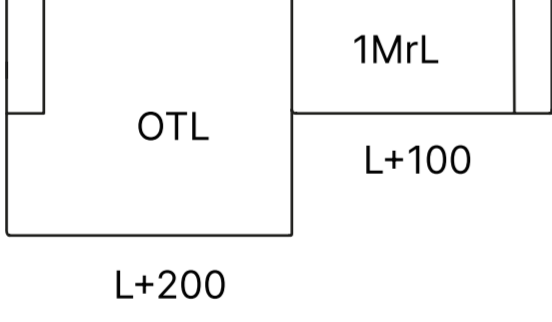
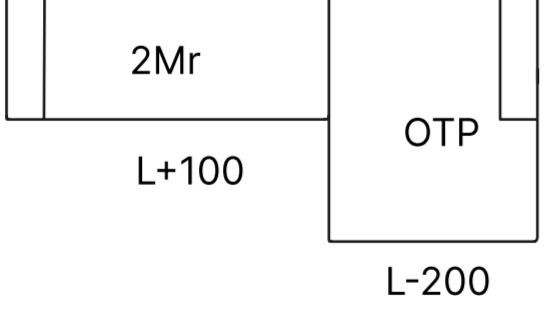
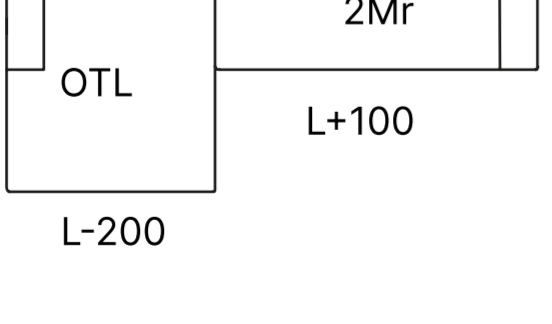
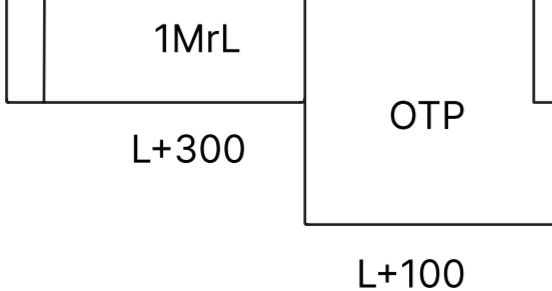
Product name	Sketch	Configuration: Single color / Fabric combination	Specifications (product components)	Overall size	Sleeping place
Ezari pillow 50x50		1) K1 2) K2	-	500 x 500	-
Ezari pillow 50x40		1) K1 2) K2	-	500 x 400	-
Ezari pillow 50x35		1) K1 2) K2	-	500 x 350	-
Ezari sofa BP stp.		1) K1 2) K2	PLM-1MrL-OTP-PPM	2665 x 1820 x 1100	2130 x 1470
Ezari sofa BP stl.		1) K1 2) K2	PLM-OTL-1MrL-PPM	2665 x 1820 x 1100	2130 x 1470

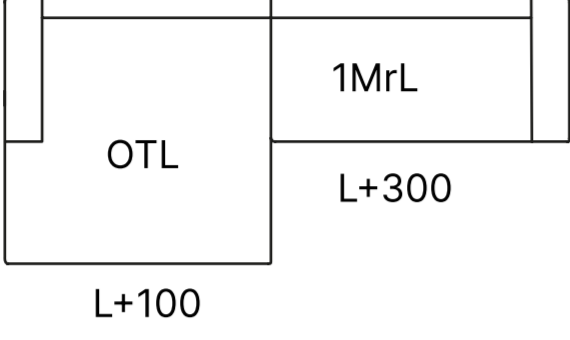
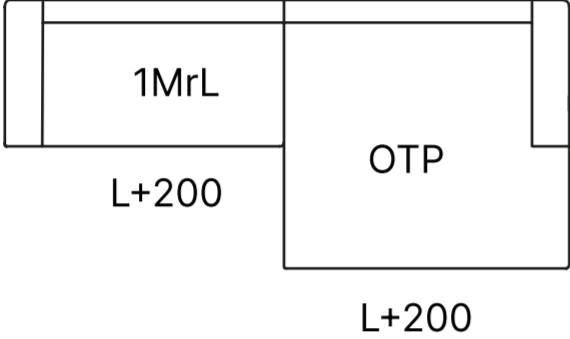
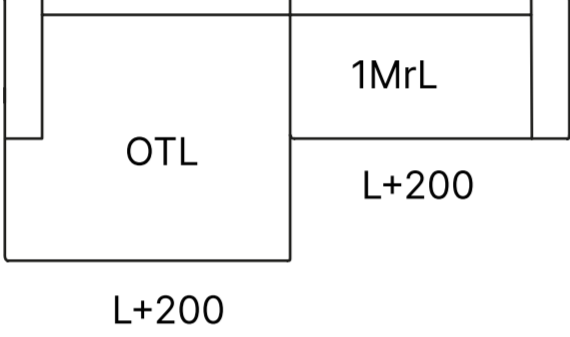
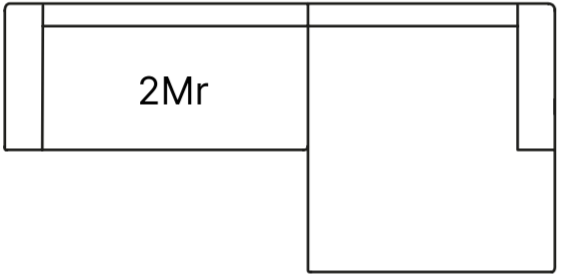
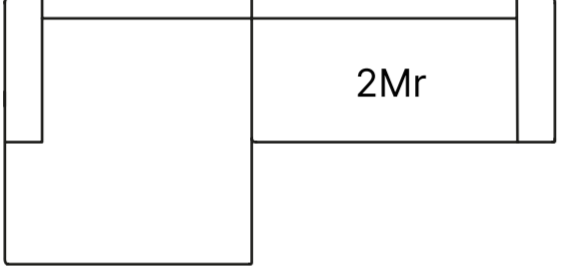
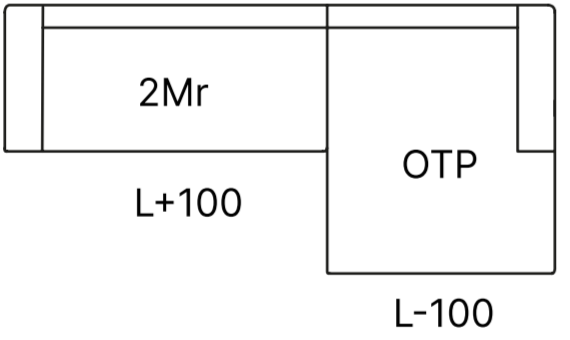
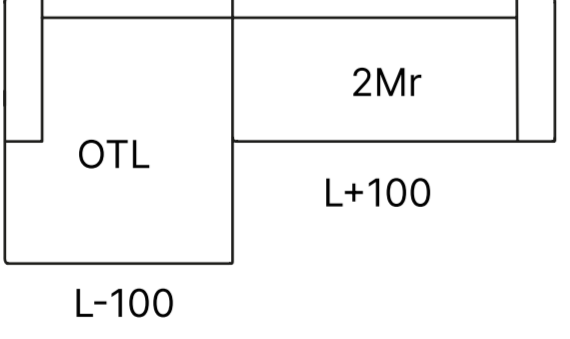
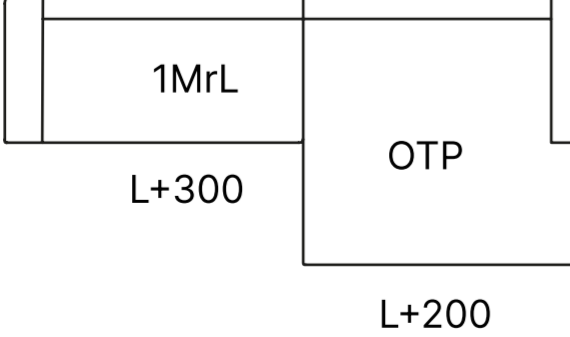
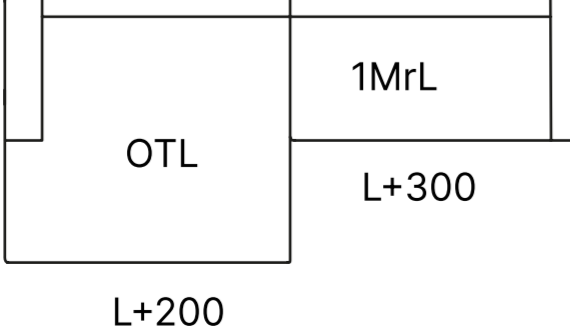
Product name	Sketch	Configuration: Single color / Fabric combination	Specifications (product components)	Overall size	Sleeping place
Ezari sofa BP set 1		1) K1 2) K2	PLM-1MrL L-100mm- OTP L-200mm-PPM	2365 x 1820 x1100	1830 x 1470
Ezari sofa BP set 2		1) K1 2) K2	PLM-OTL L-200mm- 1MrL L-100mm-PPM	2365 x 1820 x1100	1830 x 1470
Ezari sofa BP set 3		1) K1 2) K2	PLM-1MrL-OTP L-200mm- PPM	2465 x 1820 x1100	1930 x 1470
Ezari sofa BP set 4		1) K1 2) K2	PLM-OTL L-200mm- 1MrL-PPM	2465 x 1820 x1100	1930 x 1470
Ezari sofa BP set 5		1) K1 2) K2	PLM-1MrL L-100mm- OTP L-100mm-PPM	2465 x 1820 x1100	1930 x 1470
Ezari sofa BP set 6		1) K1 2) K2	PLM-OTL L-100mm- 1MrL L-100mm-PPM	2465 x 1820 x1100	1930 x 1470
Ezari sofa BP set 7		1) K1 2) K2	PLM-1MrL L-100mm- OTP-PPM	2565 x 1820 x1100	2030 x 1470
Ezari sofa BP set 8		1) K1 2) K2	PLM-OTL-1MrL L-100mm- PPM	2565 x 1820 x1100	2030 x 1470
Ezari sofa BP set 9		1) K1 2) K2	PLM-1MrL-OTP L-100mm- PPM	2565 x 1820 x1100	2030 x 1470

Product name	Sketch	Configuration: Single color / Fabric combination	Specifications (product components)	Overall size	Sleeping place
Ezari sofa BP set 10		1) K1 2) K2	PLM-OTL L-100mm- 1MrL-PPM	2565 x 1820 x1100	2030 x 1470
Ezari sofa BP set 11		1) K1 2) K2	PLM-1MrL-OTP B-200mm- PPM	2665 x 1620 x1100	
Ezari sofa BP set 12		1) K1 2) K2	PLM-OTL B-200mm- 1MrL-PPM	2665 x 1620 x1100	
Ezari sofa BP set 13		1) K1 2) K2	PLM-1MrL-OTP B-100mm- PPM	2665 x 1720 x1100	
Ezari sofa BP set 14		1) K1 2) K2	PLM-OTL B-100mm-1MrL- PPM	2665 x 1720 x1100	
Ezari sofa BP set 15		1) K1 2) K2	PLM-1MrL L+100mm-OTP B-200mm-PPM	2765 x 1620 x1100	
Ezari sofa BP set 16		1) K1 2) K2	PLM-OTL B-200mm-1MrL L+100mm-PPM	2765 x 1620 x1100	2230 x 1470
Ezari sofa BP set 17		1) K1 2) K2	PLM-1MrL L+100mm-OTP B-100mm-PPM	2765 x 1720 x1100	2230 x 1470
Ezari sofa BP set 18		1) K1 2) K2	PLM-OTL B-100mm-1MrL L+100mm-PPM	2765 x 1720 x1100	2230 x 1470

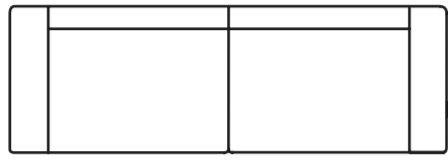

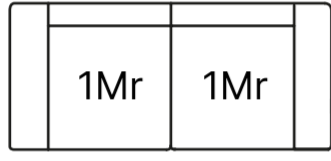

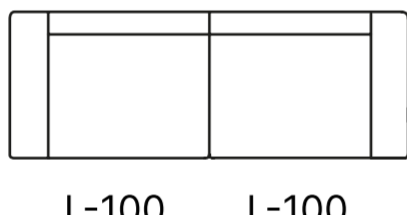
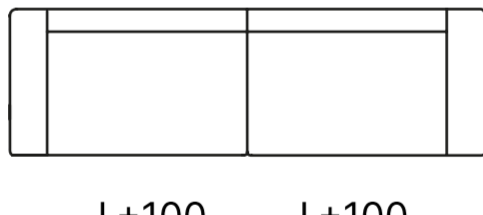
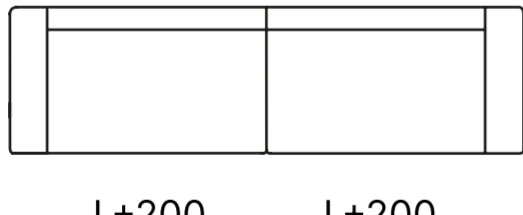

Product name	Sketch	Configuration: Single color / Fabric combination	Specifications (product components)	Overall size	Sleeping place
Ezari sofa BP set 19		1) K1 2) K2	PLM-1MrL L+100mm- OTP-PPM	2765 x 1820 x1100	2230 x 1470
Ezari sofa BP set 20		1) K1 2) K2	PLM-OTL-1MrL L+100mm- PPM	2765 x 1820 x1100	2230 x 1470
Ezari sofa BP set 21		1) K1 2) K2	PLM-1MrL-OTP L+100mm- PPM	2765 x 1820 x1100	2230 x 1470
Ezari sofa BP set 22		1) K1 2) K2	PLM-OTL L+100mm-1M- rL-PPM	2765 x 1820 x1100	2230 x 1470
Ezari sofa BP set 23		1) K1 2) K2	PLM-1MrL L+200mm-OTP B-200mm-PPM	2865 x 1620 x1100	2330 x 1470
Ezari sofa BP set 24		1) K1 2) K2	PLM-OTL B-200mm-1MrL L+200mm-PPM	2865 x 1620 x1100	2330 x 1470
Ezari sofa BP set 25		1) K1 2) K2	PLM-1MrL L+200mm-OTP B-100mm-PPM	2865 x 1720 x1100	2330 x 1470
Ezari sofa BP set 26		1) K1 2) K2	PLM-OTL B-100mm-1MrL L+200mm-PPM	2865 x 1720 x1100	2330 x 1470
Ezari sofa BP set 27		1) K1 2) K2	PLM-1MrL L+200mm-OTP- PPM	2865 x 1820 x1100	2330 x 1470

Product name	Sketch	Configuration: Single color / Fabric combination	Specifications (product components)	Overall size	Sleeping place
Ezari sofa BP set 28		1) K1 2) K2	PLM-OTL-1MrL L+200mm-PPM	2865 x 1820 x1100	2330 x 1470
Ezari sofa BP set 29		1) K1 2) K2	PLM-1MrL-OTP L+200mm-PPM	2865 x 1820 x1100	2330 x 1470
Ezari sofa BP set 30		1) K1 2) K2	PLM-OTL L+200mm- 1MrL-PPM	2865 x 1820 x1100	2330 x 1470
Ezari sofa BP set 31		1) K1 2) K2	PLM-1MrL L+100mm-OTP L+100mm-PPM	2865 x 1820 x1100	2330 x 1470
Ezari sofa BP set 32		1) K1 2) K2	PLM-OTL L+100mm-1MrL L+100mm-PPM	2865 x 1820 x1100	2330 x 1470
Ezari sofa BP set 33		1) K1 2) K2	PLM-1MrL L+300mm-OTP B-200mm-PPM	2965 x 1620 x1100	2430 x 1470
Ezari sofa BP set 34		1) K1 2) K2	PLM-OTL B-200mm-1MrL L+300mm-PPM	2965 x 1620 x1100	2430 x 1470
Ezari sofa BP set 35		1) K1 2) K2	PLM-1MrL L+300mm-OTP B-100mm-PPM	2965 x 1720 x1100	2430 x 1470
Ezari sofa BP set 36		1) K1 2) K2	PLM-OTL B-100mm-1MrL L+300mm-PPM	2965 x 1720 x1100	2430 x 1470

Product name	Sketch	Configuration: Single color / Fabric combination	Specifications (product components)	Overall size	Sleeping place
Ezari sofa BP set 37		1) K1 2) K2	PLM-1MrL L+300mm- OTP-PPM	2965 x 1820 x1100	2430 x 1470
Ezari sofa BP set 38		1) K1 2) K2	PLM-OTL-1MrL L+300mm-PPM	2965 x 1820 x1100	2430 x 1470
Ezari sofa BP set 39		1) K1 2) K2	PLM-1MrL L+200mm-OTP L+100mm-PPM	2965 x 1820 x1100	2430 x 1470
Ezari sofa BP set 40		1) K1 2) K2	PLM-OTL L+100mm-1MrL L+200mm-PPM	2965 x 1820 x1100	2430 x 1470
Ezari sofa BP set 41		1) K1 2) K2	PLM-1MrL L+100mm-OTP L+200mm-PPM	2965 x 1820 x1100	2430 x 1470
Ezari sofa BP set 42		1) K1 2) K2	PLM-OTL L+200mm-1MrL L+100mm-PPM	2965 x 1820 x1100	2430 x 1470
Ezari sofa BP set 43		1) K1 2) K2	PLM-2Mr L+100mm-OTP L-200mm-PPM	3055 x 1820 x1100	2530 x 1470
Ezari sofa BP set 44		1) K1 2) K2	PLM-OTL L-200mm-2Mr L+100mm-PPM	3055 x 1820 x1100	2530 x 1470
Ezari sofa BP set 45		1) K1 2) K2	PLM-1MrL L+300mm-OTP L+100mm-PPM	3065 x 1820 x1100	2530 x 1470

Product name	Sketch	Configuration: Single color / Fabric combination	Specifications (product components)	Overall size	Sleeping place
Ezari sofa BP set 46		1) K1 2) K2	PLM-OTL L+100mm-1MrL L+300mm-PPM	3065 x 1820 x1100	2530 x 1470
Ezari sofa BP set 47		1) K1 2) K2	PLM-1MrL L+200mm-OTP L+200mm-PPM	3065 x 1820 x1100	2530 x 1470
Ezari sofa BP set 48		1) K1 2) K2	PLM-OTL L+200mm-1MrL L+200mm-PPM	3065 x 1820 x1100	2530 x 1470
Ezari sofa BP set 49		1) K1 2) K2	PLM-2Mr-OTP-PPM	3155 x 1820 x1100	2630 x 1470
Ezari sofa BP set 50		1) K1 2) K2	PLM-OTL-2Mr-PPM	3155 x 1820 x1100	2630 x 1470
Ezari sofa BP set 51		1) K1 2) K2	PLM-2Mr L+100mm-OTP L-100mm-PPM	3155 x 1820 x1100	2630 x 1470
Ezari sofa BP set 52		1) K1 2) K2	PLM-OTL L-100mm-2Mr L+100mm-PPM	3155 x 1820 x1100	2630 x 1470
Ezari sofa BP set 53		1) K1 2) K2	PLM-1MrL L+300mm-OTP L+200mm-PPM	3165 x 1820 x1100	2630 x 1470
Ezari sofa BP set 54		1) K1 2) K2	PLM-OTL L+200mm-1MrL L+300mm-PPM	3165 x 1820 x1100	2630 x 1470

Product name	Sketch	Configuration: Single color / Fabric combination	Specifications (product components)	Overall size	Sleeping place
Ezari sofa BP set 55		1) K1 2) K2	PLM-2Mr L+100mm- OTP-PPM	3255 x 1820 x1100	2730 x 1470
Ezari sofa BP set 56		1) K1 2) K2	PLM-OTL-2Mr L+100mm- PPM	3255 x 1820 x1100	2730 x 1470
Ezari sofa BP set 57		1) K1 2) K2	PLM-2Mr L+100mm-OTP L+100mm-PPM	3355 x 1820 x1100	2830 x 1470
Ezari sofa BP set 58		1) K1 2) K2	PLM-OTL L+100mm-2Mr L+100mm-PPM	3355 x 1820 x1100	2830 x 1470
Ezari sofa BP set 59		1) K1 2) K2	PLM-2Mr L+100mm-OTP L+200mm-PPM	3455 x 1820 x1100	2930 x 1470
Ezari sofa BP set 60		1) K1 2) K2	PLM-OTL L+200mm-2Mr L+100mm-PPM	3455 x 1820 x1100	2930 x 1470

Product name	Sketch	Configuration: Single color / Fabric combination	Specifications (product components)	Overall size	Sleeping place
Ezari sofa BP straight st.		1) K1 2) K2	PLM-1MrL-1MrL-PPM	2670 x 1100	2140 x 1470
Ezari sofa BP straight set 1		1) K1 2) K2	PLM-1Mr L-100mm-1Mr L-100mm-PPM	1870 x 1100	1340 x 1470
Ezari sofa BP straight set 2		1) K1 2) K2	PLM-1Mr-1Mr-PPM	2070 x 1100	1540 x 1470
Ezari sofa BP straight set 3		1) K1 2) K2	PLM-1Mr L+100mm-1Mr L+100mm-PPM	2270 x 1100	1740 x 1470
Ezari sofa BP straight set 4		1) K1 2) K2	PLM-1MrL L-100mm-1MrL L-100mm-PPM	2470 x 1100	1940 x 1470
Ezari sofa BP straight set 5		1) K1 2) K2	PLM-1MrL L+100mm-1MrL L+100mm-PPM	2870 x 1100	2340 x 1470
Ezari sofa BP straight set 6		1) K1 2) K2	PLM-1MrL L+200mm-1MrL L+200mm-PPM	3070 x 1100	2540 x 1470
Ezari sofa BP straight set 7		1) K1 2) K2	PLM-1MrL L+300mm-1MrL L+300mm-PPM	3270 x 1100	2740 x 1470

Designations of modules and configuration elements

BP — basic configuration of sofas and modules without cushions.

All cushions for sofas and modules are calculated separately.

K1 — sofa in one color.

All upholstery is made from a single fabric selected from the fabric category specified for the model.

K2 — sofa with a frame in a different color.

The seat and frame are upholstered with fabrics of different colors from the available palette.

The fabric category specifies:

available upholstery options for the frame.

It is possible to choose any fabric outside the specified list.

If the selected fabric exceeds the category of the main sofa fabric, the cost of the entire sofa is calculated according to the higher fabric category.

Modules with a transformation mechanism for everyday use

1MrL — extended Long module based on 1Mr, single-seater section with a transformation mechanism.

Seat width: 1070 mm.

1Mr — single-seater module/section with a transformation mechanism.

Seat width: 770 mm.

2Mr — two-seater module/section with a transformation mechanism.

Seat width: 1570 mm.

Ottomans:

OTL / OTP — left/right ottoman.

Seat width: Min. 1060 mm / Max. 1320 mm.

Armrests

PLM / PPM — soft left / right armrest.

stp./stl./st. — standard configuration, from which all other modifications are calculated (taking into account changes in module sizes).

comp. — configuration taking into account changes in module sizes.

Individual size changes L ± — increase or decrease in the length of the sleeping or seating area (in mm). B ± — decrease in the depth of the sofa, seating or sleeping area (in mm).